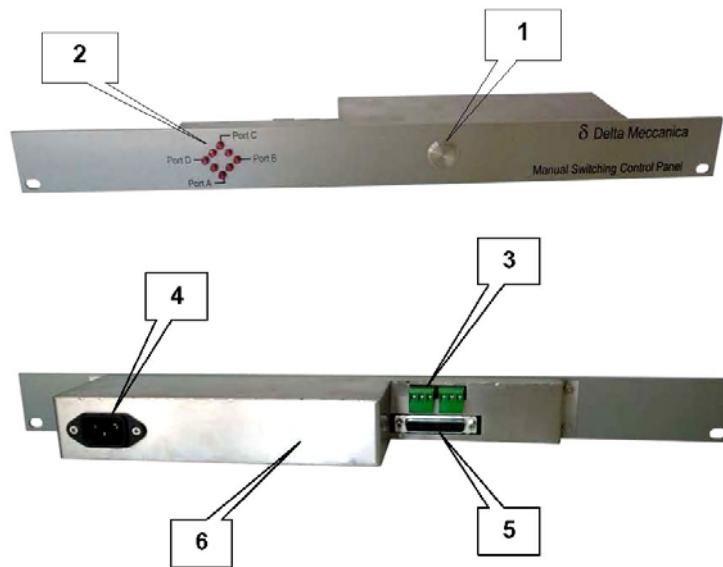


Part Number 1676


Manual Switching Control Panel



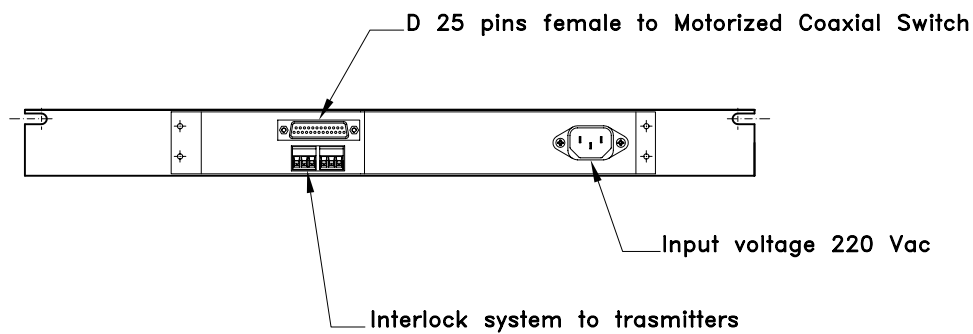
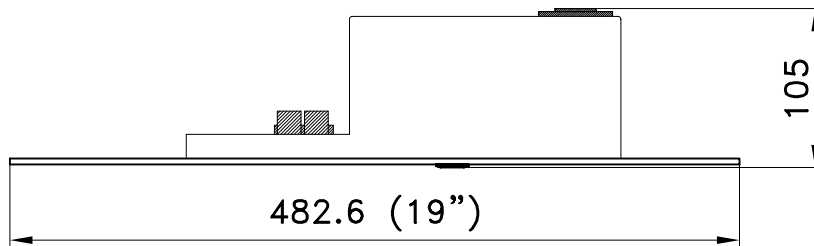
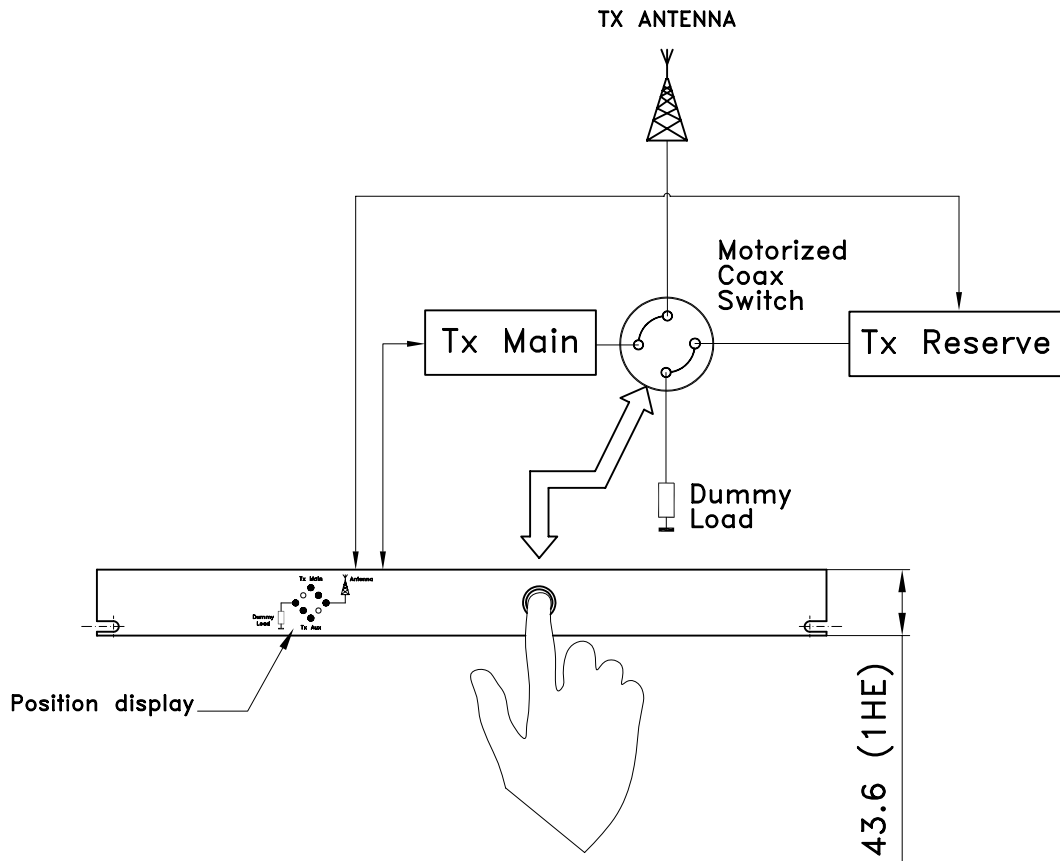
Description:

Manual Switching Control Panel, controls the switchover input of our Motorized Coax. Switch.

1. Switchover Push-button
2. Led position Indicator.
3. 3 poles connectors interlocks system
4. 3 poles connector for external power supply (~220 Vac)
5. 25 poles D female connector to connect to the Motorized Coaxial Switch
6. Stainless steel cover
7. Manual Switching Control Panel
8. Motorized Coaxial Switch
9. Pin to Pin 25 poles D connector cable (male/female)



In term of law DELTA MECCANICA s.r.l. claims the property of this drawing. Any reproduction in any form without our authorization is forbidden
This document cannot be considered to be a contractual specification. The information given herein may be modified without notice due to product improvement or further development.



| | | | | | | |
|----------------------------------|---|------------------|--------------|--|---------------|--------------|
| dwg. Rosati | quality control | date 27/07/10 | scale 1:5 | | A4 210X297 | sheet 1/1 |
| DELTA Meccanica s.r.l. | TITLE Manual Switching Control Panel | | | | | |
| | CODE 1676 | | | | | REV. |